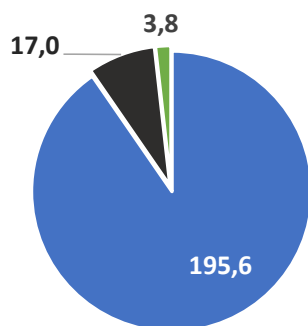


# CO<sub>2</sub> EMISSIES 2020-2022: GEZAMELIJK\*

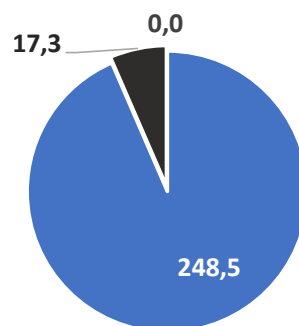
216,4 tCO<sub>2</sub>eq  
2020

■ Brandstof ■ Verwarming ■ Electra



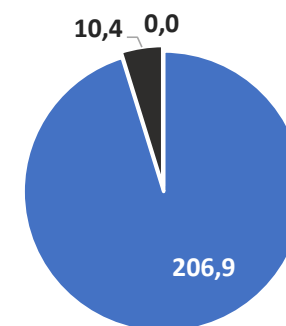
265,8 tCO<sub>2</sub>eq  
2021

■ Brandstof ■ Verwarming ■ Electra



217,3 tCO<sub>2</sub>eq  
2022

■ Brandstof ■ Verwarming ■ Electra



## DOELSTELLING 2024:

10% minder CO<sub>2</sub>-emissies veroorzaakt door scope 1 en 2 emissies (t.o.v. 2020).

\*Scope 1 en 2 emissies